



Statement Showing Shareholding Pattern								
Name of the Company :		ROHIT FERRO-TECH LIMITED						
Scrip Code :		532731	Quarter Ended :			30TH SEPTEMBER, 2010		
Category code	Category of Shareholder	Number of Shareholders	Total number of shares	Number of shares held in dematerialized form	Total shareholding as a percentage of total number of shares		Shares Pledged or otherwise encumbered	
					As a percentage of(A+B) ¹	As a percentage of (A+B+C)	Number of shares	As a percentage
(A)	Shareholding of Promoter and Promoter Group²							
1	Indian							
(a)	Individuals/ Hindu Undivided Family	4	2,599,007	2,599,007	6.58	6.58	-	-
(b)	Central Government/ State Government(s)	-	-	-	-	-	-	-
(c)	Bodies Corporate	4	18,287,500	5,400,000	46.32	46.32	-	-
(d)	Financial Institutions/ Banks	-	-	-	-	-	-	-
(e)	Any Others(Specify)	-	-	-	-	-	-	-
	Sub Total(A)(1)	8	20,886,507	7,999,007	52.90	52.90	0	0.00
2	Foreign							
a	Individuals (Non-Residents Individuals/ Foreign Individuals)	-	-	-	-	-	-	-
b	Bodies Corporate	-	-	-	-	-	-	-
c	Institutions	-	-	-	-	-	-	-
d	Any Others(Specify)	-	-	-	-	-	-	-
	Sub Total(A)(2)	-	-	-	-	-	0	0.00
	Total Shareholding of Promoter and Promoter Group (A)= (A)(1)+(A)(2)	8	20,886,507	7,999,007	52.90	52.90	0	0.00
(B)	Public shareholding							
1	Institutions							
(a)	Mutual Funds/ UTI	-	-	-	-	-	-	-
(b)	Financial Institutions /Banks	2	12000	12000	0.03	0.03	-	-
(c)	Central Government/ State Government(s)	-	-	-	-	-	-	-
(d)	Venture Capital Funds	-	-	-	-	-	-	-
(e)	Insurance Companies	-	-	-	-	-	-	-
(f)	Foreign Institutional Investors	1	1,006,193	1,006,193	2.55	2.55	-	-
(g)	Foreign Venture Capital Investors	-	-	-	-	-	-	-
(h)	Any Other (specify)	-	-	-	-	-	-	-
	Sub-Total (B)(1)	3	1,018,193	1,018,193	2.58	2.58		
B 2	Non-institutions							
(a)	Bodies Corporate	876	5,377,588	3,958,088	13.62	13.62	-	-
(b)	Individuals							
I	Individuals -i. Individual shareholders holding nominal share capital up to Rs 1 lakh	17538	8,131,807	8,107,212	20.60	20.60	-	-
II	ii. Individual shareholders holding nominal share capital in excess of Rs. 1 lakh.	130	3,690,885	3,690,885	9.35	9.35	-	-
(c)	Any Other (specify)	-	-	-	-	-	-	-
(c-i)	Non-Resident Individual	214	376,965	376,965	0.95	0.95	-	-
(c-ii)	Foreign Company	-	-	-	-	-	-	-
(c-iii)	Trusts	1	1,000	1,000	0.00	0.00	-	-
	Sub-Total (B)(2)	18,759	17,578,245	16,134,150	44.52	44.52		
(B)	Total Public Shareholding (B) = (B)(1)+(B)(2)	18,762	18,596,438	17,152,343	47.10	47.10		
	TOTAL (A)+(B)	18,770	39,482,945	25,151,350	100.00	100.00		
(C)	Shares held by Custodians and against which Depository Receipts have been issued	-	-	-	0.00	0.00		
	GRAND TOTAL (A)+(B)+(C)	18,770	39,482,945	25,151,350	100.00	100.00		




Sr.No	Notes
1	NIL
2	
3	
4	
5	
6	
7	
8	
9	




(I)(b) Statement showing Shareholding of persons belonging to the category
“Promoter and Promoter Group”

Sr. No.	Name of the shareholder	Total shares held		Shares pledged or otherwise encumbered		
		Number of shares	As a % of grand total (A)+(B)+(C)	Number	As a percentage	As a % of grand total (A)+(B)+(C) of sub- clause (I)(a)
	Indian:					
	Directors & Their Relatives					
1	Suresh Kumar Patni	1020100	2.58	-	-	-
2	Sarita Patni	680100	1.72	-	-	-
3	Rohit Patni	515000	1.30	-	-	-
4	Ankit Patni	383807	0.97	-	-	-
	Bodies Corporate :					
1	Suanvi Trading & Investment Co. Pvt. Ltd.	6545000	16.58	-	-	-
2	Invesco Finance Pvt.Ltd.	5037500	12.76	-	-	-
3	Poddar Mech Tech Services Pvt.Ltd.	3455000	8.75	-	-	-
4	Vasupujya Enterprises Pvt.Ltd.	3250000	8.23	-	-	-
	TOTAL	20,886,507	52.90	0	0.00	0.00




(I)(c) Statement showing Shareholding of persons belonging to the category
"Public" and holding more than 1% of the total number of shares

Sr. No.	Name of the shareholder	Number of shares	Shares as a percentage of total number of shares {i.e., Grand Total (A)+(B)+(C) indicated in Statement at para (I)(a) above}
1	Goldman Sachs Investments (Mauritius) I Ltd.	1006193	2.55
2	Panchmukhi Agro-Chem Pvt.Ltd.	1537500	3.89
3	Girdharilal Seksaria	435234	1.10
4	Nidhi Harshvardhan Bhuwarka	899528	2.28
	TOTAL	3,878,455	9.82




(I)(d) Statement showing details of locked-in shares

Sr. No.	Name of the shareholder	Number of locked-in shares	Locked-in shares as a percentage of total number of shares {i.e., Grand Total (A)+(B)+(C) indicated in Statement at para (I)(a) above}
1			
2			
3			
4	NIL		
5			
	TOTAL		



(II)(a) Statement showing details of Depository Receipts (DRs)

Sr. No.	Type of outstanding DR (ADRs, GDRs, SDRs, etc.)	Number of outstanding DRs	Number of shares underlying outstanding DRs	Shares underlying outstanding DRs as a percentage of total number of shares (i.e., Grand Total (A)+(B)+(C) indicated in Statement at para (I)(a) above)
1				
2				
3				
4	NIL			
5				
TOTAL				



(II)(b) Statement showing Holding of Depository Receipts (DRs), where underlying shares are in excess of 1% of the total number of shares

Sr. No.	Name of the DR Holder	Type of outstanding DR (ADRs, GDRs, SDRs, etc.)	Number of shares underlying outstanding DRs	Shares underlying outstanding DRs as a percentage of total number of shares {i.e., Grand Total (A)+(B)+(C) indicated in Statement at para (I)(a) above}
1				
2				
3				
4	NIL			
5				
TOTAL				

