



Rohit Ferro-Tech Ltd.

Corporate & Communication Office :

SKP HOUSE

132A, S.P. Mukherjee Road, Kolkata - 700 026

Telephone : +91-33-4016 8000/8100, Fax : +91-33-4016 8107

E-mail : enquiry@rohiterrotech.com, Web : www.rohiterrotech.com

Works :

(Unit - I) : WBIDC Road, P.O. Dwarika P.S. Bishnupur, Dist. Bankura (W.B.) Pin - 722 122

(Unit - II) : Kalinganagar Industrial Complex, Duburi, Dist. Jajpur, Orissa - 755026

(Unit - III) : Bhunia Raichak, Joynagar, P.S. Durga Chak, Dist. East Medinipur, Haldia,
West Bengal

July 6, 2013

To
The Listing Department
BSE Limited
P.J. Towers, 25th floor
Dalal Street
Mumbai - 400 001

Ref: Script Code No. 532731

Sub: Statement of Shareholding Pattern

Dear Sir,

Please find enclosed herewith the statement of Shareholding Pattern for the Quarter ended 30th June, 2013.

Thanking You,
Yours Faithfully,

For Rohit Ferro-Tech Limited

Swati Sharma

Swati Sharma
(Asst. Company Secretary)



Rohit Ferro-Tech Ltd.

Corporate & Communication Office :

SKP HOUSE

132A, S.P. Mukherjee Road, Kolkata - 700 026

Telephone : +91-33-4016 8000/8100, Fax : +91-33-4016 8107

E-mail : enquiry@rohitferrotech.com, Web : www.rohitferrotech.com

Works :

(Unit - I) : WBIDC Road, P.O. Dwarika P.S. Bishnupur, Dist. Bankura (W.B.) Pin - 722 122

(Unit - II) : Kalinganagar Industrial Complex, Duburi, Dist. Jajpur, Orissa - 755026

(Unit - III) : Bhunia Raichak, Joynagar, P.S. Durga Chak, Dist. East Medinipur, Haldia,
West Bengal

July 6, 2013

To
The Listing Department
National Stock Exchange of India Limited
Exchange Plaza
Bandra Kurla Complex
Mumbai - 400 051

Ref: Script Symbol - ROHITFERRO
Sub: Statement of Shareholding Pattern

Dear Sir,

Please find enclosed herewith the statement of Shareholding Pattern for the Quarter ended 30th June, 2013.

Thanking You,
Yours Faithfully,

For Rohit Ferro-Tech Limited

Swati Sharma

Swati Sharma
(Asst. Company Secretary)

Introductory sub-table (I)(a)

Name of the Company: Rohit Ferro-Tech Limited			
Scrip Code, Name of the scrip, class of security: 532731, ROHITFERRO, EQUITY			
Quarter ended: 30th June, 2013			
Partly paid-up shares:-			
	No. of partly paid-up shares	As a % of total no. of partly paid-up shares	As a % of total no. of shares of the company
Held by promoter/promoter group	NIL	NIL	NIL
Held by public	NIL	NIL	NIL
Total	NIL	NIL	NIL
Outstanding convertible securities:-			
	No. of outstanding securities	As a % of total no. of outstanding convertible securities	As a % of total no. of shares of the company, assuming full conversion of the convertible securities
Held by promoter/promoter group	NIL	NIL	NIL
Held by public	NIL	NIL	NIL
Total	NIL	NIL	NIL
Warrants:-			
	No. of warrants	As a % of total no. of warrants	As a % of total no. of shares of the company, assuming full conversion of warrants
Held by promoter/promoter group	NIL	NIL	NIL
Held by public	NIL	NIL	NIL
Total	NIL	NIL	NIL
Total paid-up capital of the company, assuming full conversion of warrants and convertible securities		113776123	100




Statement Showing Shareholding Pattern

Category code	Category of Shareholder	Number of Shareholders	Table (I)(a)		Total shareholding as a percentage of total number of shares		Shares Pledged or otherwise encumbered	
			Total number of shares	Number of shares held in dematerialized form	As a percentage of (A+B) ¹	As a percentage of (A+B+C)	Number of shares	As a percentage
			(IV)	(V)	(VI)	(VII)	(VIII)	(IX) = (VIII)/(IV)*100
(A)	Shareholding of Promoter and Promoter Group^{1,2}							
1	Indian							
(a)	Individuals/ Hindu Undivided Family	4	6065638	6065638	5.33	5.33	-	-
(b)	Central Government/ State Government(s)	-	-	-	-	-	-	-
(c)	Bodies Corporate	9	75852204	75852204	66.67	66.67	-	-
(d)	Financial Institutions/ Banks	-	-	-	-	-	-	-
(e)	Any Others(Specify)	-	-	-	-	-	-	-
	Sub Total(A)(1)	13	81917842	81917842	72.00	72.00	-	-
2	Foreign							
a	Individuals (Non-Residents Individuals/ Foreign Individuals)	-	-	-	-	-	-	-
b	Bodies Corporate	-	-	-	-	-	-	-
c	Institutions	-	-	-	-	-	-	-
d	Qualified Foreign Investor	-	-	-	-	-	-	-
e	Any Others(Specify)	-	-	-	-	-	-	-
	Sub Total(A)(2)	-	-	-	-	-	-	-
	Total Shareholding of Promoter and Promoter Group (A)= (A)(1)+(A)(2)	13	81917842	81917842	72.00	72.00	-	-
(B)	Public shareholding							
1	Institutions¹						N.A.	N.A.
(a)	Mutual Funds/ UTI	-	-	-	-	-	-	-
(b)	Financial Institutions / Banks	-	-	-	-	-	-	-
(c)	Central Government/ State Government(s)	-	-	-	-	-	-	-
(d)	Venture Capital Funds	-	-	-	-	-	-	-
(e)	Insurance Companies	-	-	-	-	-	-	-
(f)	Foreign Institutional Investors	-	-	-	-	-	-	-
(g)	Foreign Venture Capital Investors	-	-	-	-	-	-	-
(h)	Qualified Foreign Investor	-	-	-	-	-	-	-
(i)	Any Other (specify)	-	-	-	-	-	-	-
	Sub-Total (B)(1)	-	-	-	-	-	-	-
B 2	Non-institutions							
(a)	Bodies Corporate	525	12905797	12905797	11.34	11.34	-	-
(b)	Individuals						-	-
i	Individuals -i. Individual shareholders holding nominal share capital up to Rs 1 lakh	17492	9076018	9061376	7.98	7.98	-	-
ii	Individual shareholders holding nominal share capital in excess of Rs. 1 lakh.	157	9227633	9227633	8.11	8.11	-	-
(c)	Qualified Foreign Investor	-	-	-	-	-	-	-
(d)	Any Other (specify)	-	-	-	-	-	-	-
(d-i)	Clearing Member	44	64728	64728	0.06	0.06	-	-
(d-ii)	Non Resident Individual	214	584105	584105	0.51	0.51	-	-
	Sub-Total (B)(2)	18432	31858281	31843639	28.00	28.00	-	-
(B)	Total Public Shareholding (B)= (B)(1)+(B)(2)	18432	31858281	31843639	28.00	28.00	-	-
	TOTAL (A)+(B)	18445	113776123	113761481	100.00	100.00	-	-
(C)	Shares held by Custodians and against which Depository Receipts have been issued							
1	Promoter and Promoter Group	-	-	-	-	-	-	-
2	Public	-	-	-	-	-	-	-
	Sub-Total (C)	-	-	-	-	-	-	-
	GRAND TOTAL (A)+(B)+(C)	18445	113776123	113761481	100.00	100.00	-	-




Sr.No	Notes
1	NIL
2	
3	
4	
5	
6	
7	
8	
9	



(I)(b) Statement showing holding of securities (including shares, warrants, convertible securities) of persons belonging to the category "Promoter and Promoter Group"


Sr. No.	Name of the shareholder	Details of Shares held		Encumbered shares (*)			Details of warrants		Details of convertible securities		Total shares (including underlying shares assuming full conversion of warrants and convertible securities) as a % of diluted share capital
		Number of shares held	As a % of grand total (A)+(B)+(C)	No.	As a percentage	As a % of grand total (A)+(B)+(C) of sub-clause (I)(a)	Number of warrants held	As a % total number of warrants of the same class	Number of convertible securities held	As a % total number of convertible securities of the same class	
(i)	(ii)	(iii)	(iv)	(v)	(vi)=(v)/(iii)*100	(vii)	(viii)	(ix)	(x)	(xi)	(xii)
	Director & their Relatives:										
1	Suresh Kumar Patni	2186403	1.92	-	-	-	-	-	-	-	1.92
2	Sarita Patni	1549694	1.36	-	-	-	-	-	-	-	1.36
3	Rohit Patni	1200952	1.06	-	-	-	-	-	-	-	1.06
4	Ankit Patni	1128589	0.99	-	-	-	-	-	-	-	0.99
	Bodies Corporate:										
1	Poddar Mech Tech Services Pvt. Ltd.	12979933	11.41	-	-	-	-	-	-	-	11.41
2	Vasupujya Enterprises Private Limited	11359538	9.98	-	-	-	-	-	-	-	9.98
3	Suanvi Trading & Investment Co. Pvt. Ltd.	11237501	9.88	-	-	-	-	-	-	-	9.88
4	Invesco Finance Private Limited	11039317	9.70	-	-	-	-	-	-	-	9.70
5	Shreyansh Leafin Pvt. Ltd.	10993150	9.66	-	-	-	-	-	-	-	9.66
6	Whitestone Suppliers Pvt. Ltd.	10907765	9.59	-	-	-	-	-	-	-	9.59
7	Arthodock Vinimay Pvt. Ltd.	5250000	4.61	-	-	-	-	-	-	-	4.61
8	Nucore Exports Private Limited	1100000	0.97	-	-	-	-	-	-	-	0.97
9	VNG Mercantiles Pvt. Ltd.	985000	0.87	-	-	-	-	-	-	-	0.87
	TOTAL	81917842	72.00								72.00

(*) The term "encumbrance" has the same meaning as assigned to it in regulation 28(3) of the SAST Regulations, 2011



(I)(c)(i) Statement showing holding of securities (including shares, warrants, convertible securities) of persons belonging to the category "Public" and holding more than 1% of the total number of shares

Sr. No.	Name of the shareholder	Number of shares held	Shares as a percentage of total number of shares {i.e., Grand Total (A)+(B)+(C) indicated in Statement at para (I)(a) above}	Details of warrants		Details of convertible securities		Total shares (including underlying shares assuming full conversion of warrants and convertible securities) as a % of diluted share capital
				Number of warrants held	As a % total number of warrants of the same class	Number of convertible securities held	% w.r.t total number of convertible securities of the same class	
1	Avantika Consultants LLP	2500500	2.20	-	-	-	-	2.20
2	Singrodia Bros. Holding Pvt. Ltd.	1667000	1.47	-	-	-	-	1.47
3	Rotomac Vinimay Pvt. Ltd.	1667000	1.47	-	-	-	-	1.47
4	Quest Financial Services Ltd.	1255500	1.10	-	-	-	-	1.10
TOTAL		7090000	6.23	-	-	-	-	6.23



(I)(c)(ii) Statement showing holding of securities (including shares, warrants, convertible securities) of persons (together with PAC) belonging to the category "Public" and holding more than 5% of the total number of shares of the company

Sr. No.	Name(s) of the shareholder(s) and the Persons Acting in Concert (PAC) with them	Number of shares	Shares as a percentage of total number of shares {i.e., Grand Total (A)+(B)+(C) indicated in Statement at para (I)(a) above}	Details of warrants		Details of convertible securities		Total shares (including underlying shares assuming full conversion of warrants and convertible securities) as a % of diluted share capital
				Number of warrants	As a % total number of warrants of the same class	Number of convertible securities held	% w.r.t total number of convertible securities of the same class	
1	NIL	NIL	NIL	NIL	NIL	NIL	NIL	NIL
2								
3								
TOTAL								

