


Introductory sub-table (I)(a)


Name of the Company: Rohit Ferro-Tech Limited			
Scrip Code, Name of the scrip, class of security: 532731, ROHITFERRO, EQUITY			
Quarter ended: 31st December, 2012			
Partly paid-up shares:-			
	No. of partly paid-up shares	As a % of total no. of partly paid-up shares	As a % of total no. of shares of the company
Held by promoter/promoter group	NIL	NIL	NIL
Held by public	NIL	NIL	NIL
Total	NIL	NIL	NIL
Outstanding convertible securities:-			
	No. of outstanding securities	As a % of total no. of outstanding convertible securities	As a % of total no. of shares of the company, assuming full conversion of the convertible securities
Held by promoter/promoter group	NIL	NIL	NIL
Held by public	NIL	NIL	NIL
Total	NIL	NIL	NIL
Warrants:-			
	No. of warrants	As a % of total no. of warrants	As a % of total no. of shares of the company, assuming full conversion of warrants
Held by promoter/promoter group	NIL	NIL	NIL
Held by public	NIL	NIL	NIL
Total	NIL	NIL	NIL
Total paid-up capital of the company, assuming full conversion of warrants and convertible securities		113776123	100



Statement Showing Shareholding Pattern									
Category code	Category of Shareholder	Number of Shareholders	Table (I)(a)		Total shareholding as a percentage of total number of shares		Shares Pledged or otherwise encumbered		
			Total number of shares	Number of shares held in dematerialized form	As a percentage of (A+B) ¹	As a percentage of (A+B+C)	Number of shares	As a percentage	
			(I)	(II)	(III)	(IV)	(V)	(VI)	(VII)
(A)	Shareholding of Promoter and Promoter Group²								
1	Indian								
(a)	Individuals/ Hindu Undivided Family	4	6065638	4265638	5.33	5.33	-	-	
(b)	Central Government/ State Government(s)	-	-	-	-	-	-	-	
(c)	Bodies Corporate	9	75852204	52742204	66.67	66.67	-	-	
(d)	Financial Institutions/ Banks	-	-	-	-	-	-	-	
(e)	Any Others(Specify)	-	-	-	-	-	-	-	
	Sub Total(A)(1)	13	81917842	57007842	72.00	72.00	-	-	
2	Foreign								
a	Individuals (Non-Residents Individuals/ Foreign Individuals)	-	-	-	-	-	-	-	
b	Bodies Corporate	-	-	-	-	-	-	-	
c	Institutions	-	-	-	-	-	-	-	
d	Qualified Foreign Investor	-	-	-	-	-	-	-	
e	Any Others(Specify)	-	-	-	-	-	-	-	
	Sub Total(A)(2)								
	Total Shareholding of Promoter and Promoter Group (A)= (A)(1)+(A)(2)	13	81917842	57007842	72.00	72.00	-	-	
(B)	Public shareholding								
1	Institutions								
(a)	Mutual Funds/ UTI	-	-	-	-	-	-	-	N.A.
(b)	Financial Institutions / Banks	-	-	-	-	-	-	-	N.A.
(c)	Central Government/ State Government(s)	-	-	-	-	-	-	-	
(d)	Venture Capital Funds	-	-	-	-	-	-	-	
(e)	Insurance Companies	-	-	-	-	-	-	-	
(f)	Foreign Institutional Investors	-	-	-	-	-	-	-	
(g)	Foreign Venture Capital Investors	-	-	-	-	-	-	-	
(h)	Qualified Foreign Investor	-	-	-	-	-	-	-	
(i)	Any Other (specify)	-	-	-	-	-	-	-	
	Sub-Total (B)(1)								
B 2	Non-institutions								
(a)	Bodies Corporate	555	16506075	7916075	14.51	14.51	-	-	
(b)	Individuals								
I	i. Individual shareholders holding nominal share capital up to Rs 1 lakh	18068	8968259	8953558	7.88	7.88	-	-	
II	ii. Individual shareholders holding nominal share capital in excess of Rs. 1 lakh.	147	5848975	5848975	5.14	5.14	-	-	
(c)	Qualified Foreign Investor	-	-	-	-	-	-	-	
(d)	Any Other (specify)	-	-	-	-	-	-	-	
(d-i)	Clearing Member	48	46977	46977	0.04	0.04	-	-	
(d-ii)	Non Resident Individual	224	487995	487995	0.43	0.43	-	-	
	Sub-Total (B)(2)	19042	31858281	23253580	28.00	28.00	-	-	
(B)	Total Public Shareholding (B)= (B)(1)+(B)(2)	19042	31858281	23253580	28.00	28.00	-	-	
	TOTAL (A)+(B)	19055	113776123	80261422	100.00	100.00	-	-	
(C)	Shares held by Custodians and against which Depository Receipts have been issued								
1	Promoter and Promoter Group	-	-	-	-	-	-	-	
2	Public	-	-	-	-	-	-	-	
	Sub-Total (C)	-	-	-	-	-	-	-	
	GRAND TOTAL (A)+(B)+(C)	19055	113776123	80261422	100.00	100.00	-	-	



Sr.No	Notes
1	NIL
2	
3	
4	
5	
6	
7	
8	
9	



(1)(b) Statement showing holding of securities (including shares, warrants, convertible securities) of persons belonging to the category "Promoter and Promoter Group"

Sr. No.	Name of the shareholder	Number of shares held	As a % of grand total (A)+(B)+(C)	No.	As a percentage (V)=(V)/(III)*100	As a % of grand total (A)+(B)+(C) of sub-clause (1)(a)	Number of warrants held	As a % of total number of warrants of the same class	Number of convertible securities held	As a % of total number of convertible securities of the same class	Total shares (including underlying shares assuming full conversion of warrants and convertible securities) as a % of diluted share capital
(i)	(ii)	(iii)	(iv)	(v)	(vi)	(vii)	(viii)	(ix)	(x)	(xi)	(xii)
	Director & their Relatives:										
1	Suresh Kumar Patni	2186403	1.92	-	-	-	-	-	-	-	1.92
2	Sartia Patni	1549694	1.36	-	-	-	-	-	-	-	1.36
3	Rohit Patni	1200952	1.06	-	-	-	-	-	-	-	1.06
4	Ankit Patni	1128589	0.99	-	-	-	-	-	-	-	0.99
	Bodies Corporate:										
1	Poddar Mech Tech Services Pvt. Ltd.	12979933	11.41	-	-	-	-	-	-	-	11.41
2	Vasupriya Enterprises Private Limited	11359538	9.98	-	-	-	-	-	-	-	9.98
3	Suanvi Trading & Investment Co. Pvt. Ltd.	11237501	9.88	-	-	-	-	-	-	-	9.88
4	Invesco Finance Private Limited	11039317	9.70	-	-	-	-	-	-	-	9.70
5	Shreyansh Leafin Pvt. Ltd.	10993150	9.66	-	-	-	-	-	-	-	9.66
6	Whitestone Suppliers Pvt. Ltd.	10907765	9.59	-	-	-	-	-	-	-	9.59
7	Arthodock Vinimay Pvt. Ltd.	5250000	4.61	-	-	-	-	-	-	-	4.61
8	Nucore Exports Private Limited	1100000	0.97	-	-	-	-	-	-	-	0.97
9	VNG Mercantiles Pvt. Ltd.	985000	0.87	-	-	-	-	-	-	-	0.87
TOTAL		81917842	72.00	-	-	-	-	-	-	-	72.00

(*) The term "encumbrance" has the same meaning as assigned to it in regulation 28(3) of the SAST Regulations, 2011



(D)(c)(i) Statement showing holding of securities (including shares, warrants, convertible securities) of persons belonging to the category "Public" and holding more than 1% of the total number of shares

Sr. No.	Name of the shareholder	Number of shares held	Shares as a percentage of total number of shares i.e., Grand Total (A)+(B)+(C) indicated in Statement at para (D)(a) above}	Details of warrants		Details of convertible securities		Total shares (including underlying shares assuming full conversion of warrants and convertible securities) as a % of diluted share capital
				Number of warrants held	As a % of total number of warrants of the same class	Number of convertible securities held	% w.r.t total number of convertible securities of the same class	
1	Avantika Consultants LLP	2500500	2.20	-	-	-	-	2.20
2	Trilok Advisory Pvt. Ltd.	2130000	1.87	-	-	-	-	1.87
3	Singrodia Bros. Holding Pvt. Ltd.	1667000	1.47	-	-	-	-	1.47
4	Rotomac Vinimay Pvt. Ltd.	1667000	1.47	-	-	-	-	1.47
5	Quest Financial Services Ltd.	1255500	1.10	-	-	-	-	1.10
TOTAL		9220000	8.10	-	-	-	-	8.10




(D)(c)(ii) Statement showing holding of securities (including shares, warrants, convertible securities) of persons (together with PAC) belonging to the category 'Public' and holding more than 5% of the total number of shares of the company

Sr. No.	Name(s) of the shareholder(s) and the Persons Acting in Concert (PAC) with them	Number of shares	Shares as a percentage of total number of shares {i.e., Grand Total (A)+(B)+(C) indicated in Statement at para (D)(a) above}	Details of warrants		Details of convertible securities		Total shares (including underlying shares assuming full conversion of warrants and convertible securities) as a % of diluted share capital
				Number of warrants	As a % total number of warrants of the same class	Number of convertible securities held	% w.r.t total number of convertible securities of the same class	
1	NIL	NIL	NIL	NIL	NIL	NIL	NIL	NIL
2								
3								
TOTAL								



(D)(d) Statement showing details of locked-in shares

Sr. No.	Name of the shareholder	Number of locked-in	Locked-in shares as a percentage
1	Suresh Kumar Patni	2186403	1.92
2	Sarita Patni	1549694	1.36
3	Rohit Patni	1200952	1.06
4	Ankit Patni	1128589	0.99
5	Suanvi Trading & Investment Co. Pvt. Ltd.	11237501	9.88
6	Invesco Finance Private Limited	11039317	9.70
7	Shreyansh Leafin Pvt. Ltd.	10993150	9.66
8	Whitestone Suppliers Pvt. Ltd.	10907765	9.59
9	Poddar Mech Tech Services Pvt. Ltd.	12979933	11.41
10	Vasupujya Enterprises Pvt. Ltd.	11359538	9.98
11	Arthodock Vinimay Pvt. Ltd.	5250000	4.61
12	VNG Mercantiles Pvt. Ltd.	985000	0.87
13	Nucore Exports Private Limited	1100000	0.97
14	Rotomac Vinimay Private Limited	1667000	1.47
15	Singrodia Bros. Holding Pvt. Ltd.	1667000	1.47
16	Avantika Consultants LLP	2500500	2.20
17	Quest Financial Services Limited	1255500	1.10
18	MSV Fiscal Services Private Limited	500000	0.44
19	Simprou Vanijya Limited	500000	0.44
20	Welon Advisory Services Private Limited	500000	0.44
21	Trilok Advisory Pvt. Ltd.	2130000	1.87
22	Elgin Sales Promotion Pvt. Ltd.	840000	0.74
23	Galore Suppliers Pvt. Ltd.	840000	0.74
24	Oleander Manufacturers and Credit Pvt. Ltd.	840000	0.74
Total		95157842	83.64



(II)(a) Statement showing details of Depository Receipts (DRs)

Sr. No.	Type of outstanding DR (ADRs, GDRs, SDRs, etc.)	Number of outstanding DRs	Number of shares underlying outstanding DRs	Shares underlying outstanding DRs as a percentage of total number of shares (i.e., Grand Total (A)+(B)+(C) indicated in Statement at para (I)(a) above)
1	NIL	NIL	NIL	NIL
2				
3				
TOTAL				

(II)(b) Statement showing holding of Depository Receipts (DRs), where underlying shares held by "promoter/promoter group" are in excess of 1% of the total number of shares

Sr. No.	Name of the DR Holder	Type of outstanding DR (ADRs, GDRs, SDRs, etc.)	Number of shares underlying outstanding DRs	Shares underlying outstanding DRs as a percentage of total number of shares (i.e., Grand Total (A)+(B)+(C) indicated in Statement at para (I)(a) above)
1	NIL	NIL	NIL	NIL
2				

