

## Introductory sub-table (I)(a)

Name of the Company: Rohit Ferro Tech Limited			
Scrip Code, Name of the scrip, class of security: 532731, ROHITFERRO, EQUITY			
Quarter ended: 31st March, 2012			
<b>Partly paid-up shares:-</b>			
	<b>No. of partly paid-up shares</b>	<b>As a % of total no. of partly paid-up shares</b>	<b>As a % of total no. of shares of the company</b>
Held by promoter/promoter group	NIL	NIL	NIL
Held by public	NIL	NIL	NIL
<b>Total - D</b>	NIL	NIL	NIL
<b>Outstanding convertible securities:-</b>			
	<b>No. of outstanding securities</b>	<b>As a % of total no. of outstanding convertible securities</b>	<b>As a % of total no. of shares of the company, assuming full conversion of the convertible securities</b>
Held by promoter/promoter group	NIL	NIL	NIL
Held by public	NIL	NIL	NIL
<b>Total - E</b>	NIL	NIL	NIL
<b>Warrants:-</b>			
	<b>No. of warrants</b>	<b>As a % of total no. of warrants</b>	<b>As a % of total no. of shares of the company, assuming full conversion of warrants</b>
Held by promoter/promoter group	NIL	NIL	NIL
Held by public	NIL	NIL	NIL
<b>Total - F</b>	NIL	NIL	NIL
<b>Total paid-up capital of the company, assuming full conversion of warrants and convertible securities</b>		<b>80,276,123</b>	<b>100</b>




## Statement Showing Shareholding Pattern

Category code	Category of Shareholder	Number of Shareholders	Table (I)(a)		Total shareholding as a percentage of total number of shares		Shares Pledged or otherwise encumbered	
			Total number of shares	Number of shares held in dematerialized form	As a percentage of(A+B) <sup>1</sup>	As a percentage of (A+B+C)	Number of shares	As a percentage
(I)	(II)	(III)	(IV)	(V)	(VI)	(VII)	(VIII)	(IX)= (VIII)/(IV)*100
(A)	<b>Shareholding of Promoter and Promoter Group<sup>2</sup></b>							
1	<b>Indian</b>							
(a)	Individuals/ Hindu Undivided Family	4	4,265,638	4,265,638	5.31	5.31	-	-
(b)	Central Government/ State Government(s)	-	-	-	-	-	-	-
(c)	Bodies Corporate	8	52,742,204	52,742,204	65.70	65.70	-	-
(d)	Financial Institutions/ Banks	-	-	-	-	-	-	-
(e)	Any Others(Specify)	-	-	-	-	-	-	-
	<b>Sub Total(A)(1)</b>	<b>12</b>	<b>57007842</b>	<b>57007842</b>	<b>71.01</b>	<b>71.01</b>		
2	<b>Foreign</b>							
a	Individuals (Non-Residents Individuals/ Foreign Individuals)	-	-	-	-	-	-	-
b	Bodies Corporate	-	-	-	-	-	-	-
c	Institutions	-	-	-	-	-	-	-
d	Any Others(Specify)	-	-	-	-	-	-	-
	<b>Sub Total(A)(2)</b>	<b>-</b>	<b>-</b>	<b>-</b>	<b>-</b>	<b>-</b>		
	<b>Total Shareholding of Promoter and Promoter Group (A)= (A)(1)+(A)(2)</b>	<b>12</b>	<b>57007842</b>	<b>57007842</b>	<b>71.01</b>	<b>71.01</b>		
(B)	<b>Public shareholding</b>							
1	<b>Institutions</b>							
(a)	Mutual Funds/ UTI	-	-	-	-	-	-	-
(b)	Financial Institutions / Banks	-	-	-	-	-	-	-
(c)	Central Government/ State Government(s)	-	-	-	-	-	-	-
(d)	Venture Capital Funds	-	-	-	-	-	-	-
(e)	Insurance Companies	-	-	-	-	-	-	-
(f)	Foreign Institutional Investors	-	-	-	-	-	-	-
(g)	Foreign Venture Capital Investors	-	-	-	-	-	-	-
(h)	Any Other (specify)	-	-	-	-	-	-	-
	<b>Sub-Total (B)(1)</b>	<b>-</b>	<b>-</b>	<b>-</b>	<b>-</b>	<b>-</b>		
B 2	<b>Non-institutions</b>							
(a)	Bodies Corporate	576	8,596,153	8596153	10.71	10.71	-	-
(b)	Individuals							
I	Individuals -i. Individual shareholders holding nominal share capital up to Rs 1 lakh	18724	9163533	9148832	11.42	11.42	-	-
II	ii. Individual shareholders holding nominal share capital in excess of Rs. 1 lakh.	144	5032213	5032213	6.27	6.27	-	-
(c)	Any Other (specify)							
	Non Resident Individual	213	422812	422812	0.53	0.53	-	-
	Trust	-	-	-	-	-	-	-
	Clearing Member	49	53570	53570	0.07	0.07	-	-
	<b>Sub-Total (B)(2)</b>	<b>19706</b>	<b>23268281</b>	<b>23253580</b>	<b>28.99</b>	<b>28.99</b>		
	<b>Total Public Shareholding (B)= (B)(1)+(B)(2)</b>	<b>19706</b>	<b>23268281</b>	<b>23253580</b>	<b>28.99</b>	<b>28.99</b>		
	<b>TOTAL (A)+(B)</b>	<b>19718</b>	<b>80276123</b>	<b>80261422</b>	<b>100.00</b>	<b>100.00</b>		
(C)	<b>Shares held by Custodians and against which Depository Receipts have been issued</b>							
1	Promoter and Promoter Group	-	-	-	-	-	-	-
2	Public	-	-	-	-	-	-	-
	<b>Sub-Total (C)</b>	<b>-</b>	<b>-</b>	<b>-</b>	<b>-</b>	<b>-</b>		
	<b>GRAND TOTAL (A)+(B)+(C)</b>	<b>19,718</b>	<b>80276123</b>	<b>80261422</b>	<b>100.00</b>	<b>100.00</b>		




Sr.No	Notes
1	NIL
2	
3	
4	
5	
6	
7	
8	
9	



(1)(b) Statement showing holding of securities (including shares, warrants, convertible securities) of persons belonging to the category "Promoter and Promoter Group"


Sr. No.	Name of the Shareholder	Details of Shares held		Encumbered shares (*)		Details of warrants		Details of convertible securities		Total shares (including underlying shares assuming full conversion of warrants and convertible securities) as a % of diluted share capital
		Number of shares held	As a % of grand total (A)+(B)+(C)	No.	As a percentage (VI)=(V)/(III)*100	As a % of grand total (A)+(B)+(C) of sub-clause (I)(a)	Number of warrants held	As a % total number of warrants of the same class	Number of convertible securities held	
	(ii)	(iii)	(iv)	(v)	(vi)	(vii)	(ix)	(x)	(xi)	
	<b>Director and their Relatives:</b>									
1	Suresh Kumar Patni	1536403	1.91	-	-	-	-	-	-	1.91
2	Sarita Patni	1099694	1.37	-	-	-	-	-	-	1.37
3	Rohit Patni	850952	1.06	-	-	-	-	-	-	1.06
4	Ankit Patni	778589	0.97	-	-	-	-	-	-	0.97
	<b>Bodies Corporate:</b>									
1	Poddar Mech. Tech Services Pvt. Ltd.	10479933	13.05	-	-	-	-	-	-	13.05
2	Vasupriya Enterprises Private Limited	8359538	10.41	-	-	-	-	-	-	10.41
3	Suanvi Trading & Investment Co. Pvt. Ltd.	8237501	10.26	-	-	-	-	-	-	10.26
4	Invesco Finance Private Limited	8039317	10.01	-	-	-	-	-	-	10.01
5	Shreyansh Leasfin Pvt. Ltd.	7993150	9.96	-	-	-	-	-	-	9.96
6	Whitestone Suppliers Pvt. Ltd.	7907765	9.85	-	-	-	-	-	-	9.85
7	Arthodock Vinitmay Pvt. Ltd.	1250000	1.56	-	-	-	-	-	-	1.56
8	VNG Merchandiles Pvt. Ltd.	475000	0.59	-	-	-	-	-	-	0.59
	<b>TOTAL</b>	<b>57007842</b>	<b>71.01</b>	<b>-</b>	<b>-</b>	<b>-</b>	<b>-</b>	<b>-</b>	<b>-</b>	<b>71.01</b>

(\*) The term "encumbrance" has the same meaning as assigned to it in regulation 28(3) of the SAST Regulations, 2011



(D)(c)(i) Statement showing holding of securities (including shares, warrants, convertible securities) of persons belonging to the category "Public" and holding more than 1% of the total number of shares

Sr. No.	Name of the shareholder	Number of shares held	Shares as a percentage of total number of shares {i.e., Grand Total (A)+(B)+(C) indicated in Statement at para (D)(a) above}	Details of warrants		Details of convertible securities		Total shares (including underlying shares assuming full conversion of warrants and convertible securities) as a % of diluted share capital
				Number of warrants held	As a % total number of warrants of the same class	Number of convertible securities held	% w.r.t total number of convertible securities of the same class	
1	Trilok Advisory Pvt. Ltd.	2130000	2.65					2.65
2	Nidhi Harshvardhan Bhuwarka	899528	1.12	-	-	-	-	1.12
3	Galore Suppliers Pvt. Ltd.	840000	1.05	-	-	-	-	1.05
4	Elgin Sales Promotion Pvt. Ltd.	840000	1.05					1.05
5	Oleander Manufacturers & Credit Pvt. Ltd.	840000	1.05					1.05
<b>TOTAL</b>		<b>5549528</b>	<b>6.91</b>	<b>-</b>	<b>-</b>	<b>-</b>	<b>-</b>	<b>6.91</b>




(1)(c)(ii) Statement showing holding of securities (including shares, warrants, convertible securities) of persons (together with PAC) belonging to the category "Public" and holding more than 5% of the total number of shares of the company

Sr. No.	Name(s) of the shareholder(s) and the Persons Acting in Concert (PAC) with them	Number of shares	Shares as a percentage of total number of shares {i.e., Grand Total (A)+(B)+(C) indicated in Statement at para (1)(a) above}	Details of warrants		Details of convertible securities		Total shares (including underlying shares assuming full conversion of warrants and convertible securities) as a % of diluted share capital
				Number of warrants	As a % total number of warrants of the same class	Number of convertible securities held	% w.r.t total convertible securities of the same class	
1	NIL	NIL	NIL	NIL	NIL	NIL	NIL	NIL
2								
3								
<b>TOTAL</b>								

(1)(d) Statement showing details of locked-in shares

Sr. No.	Name of the shareholder	Number of locked-in shares	Locked-in shares as a percentage of total number of shares {i.e., Grand Total (A)+(B)+(C) indicated in Statement at para (1)(a) above}
1	Shreyansh Leafin Pvt. Ltd.	7993150	9.96
2	Whitestone Suppliers Pvt. Ltd.	7907765	9.85
3	Poddar Mech Tech Services Pvt. Ltd.	10479933	13.05
4	Vasupujya Enterprises Pvt. Ltd.	8359538	10.41
5	Arthodock Vinimay Pvt. Ltd.	1250000	1.56
6	VNG Merchandiles Pvt. Ltd.	475000	0.59
7	Trilok Advisory Pvt. Ltd.	2130000	2.65
8	Elgin Sales Promotion Pvt. Ltd.	840000	1.05
9	Galore Suppliers Pvt. Ltd.	840000	1.05
10	Oleander Manufacturers & Credit Pvt. Ltd.	840000	1.05
	<b>TOTAL</b>	<b>41,115,386</b>	<b>51.22</b>



**(II)(a) Statement showing details of Depository Receipts (DRs)**

Sr. No.	Type of outstanding DR (ADRs, GDRs, SDRs, etc.)	Number of outstanding DRs	Number of shares underlying outstanding DRs	Shares underlying outstanding DRs as a percentage of total number of shares {i.e., Grand Total (A)+(B)+(C) indicated in Statement at para (I)(a) above}
1	NIL	NIL	NIL	NIL
2				
3				
<b>TOTAL</b>				

**(II)(b) Statement showing holding of Depository Receipts (DRs), where underlying shares held by "promoter/promoter group" are in excess of 1% of the total number of shares**

Sr. No.	Name of the DR Holder	Type of outstanding DR (ADRs, GDRs, SDRs, etc.)	Number of shares underlying outstanding DRs	Shares underlying outstanding DRs as a percentage of total number of shares {i.e., Grand Total (A)+(B)+(C) indicated in Statement at para (I)(a) above}
1	NIL	NIL	NIL	NIL
2				
3				
<b>TOTAL</b>				

