


Introductory sub-table (I)(a)

Name of the Company: ROHIT FERRO-TECH LIMITED			
Scrip Code, Name of the scrip, class of security: 532731, ROHITFERRO, EQUITY			
Quarter ended: 30TH SEPTEMBER, 2011			
Partly paid-up shares:-	No. of partly paid-up shares	As a % of total no. of partly paid-up shares	As a % of total no. of shares of the company
Held by promoter/promoter group	NIL	NIL	NIL
Held by public	NIL	NIL	NIL
Total - D	NIL	NIL	NIL
Outstanding convertible securities:	No. of outstanding securities	As a % of total no. of outstanding convertible securities	As a % of total no. of shares of the company, assuming full conversion of the convertible securities
Held by promoter/promoter group	NIL	NIL	NIL
Held by public	NIL	NIL	NIL
Total - E	NIL	NIL	NIL
Warrants:-	No. of warrants	As a % of total no. of warrants	As a % of total no. of shares of the company, assuming full conversion of warrants
Held by promoter/promoter group	NIL	NIL	NIL
Held by public	NIL	NIL	NIL
Total - F	NIL	NIL	NIL
Total paid-up capital of the company, assuming full conversion of warrants and convertible securities (Grand Total (A+B+C)+ D+E+F)	55,276,123		100.00




Statement Showing Shareholding Pattern

Category code	Category of Shareholder	Number of Shareholders	Table (I)(a)				Shares Pledged or otherwise encumbered	
			Total number of shares	Number of shares held in dematerialized form	Total shareholding as a percentage of total number of shares		Number of shares	As a percentage
					As a percentage of(A+B) ¹	As a percentage of (A+B+C)		
(I)	(II)	(III)	(IV)	(V)	(VI)	(VII)	(VIII)	(IX)= (VIII)/(IV)*100
(A)	Shareholding of Promoter and Promoter Group²							
1	Indian							
(a)	Individuals/ Hindu Undivided Family	4	4,265,638	4,265,638	7.72	7.72		
(b)	Central Government/ State Government(s)	-	-	-	-	-		
(c)	Bodies Corporate	4	32,392,204	32,392,204	58.60	58.60		
(d)	Financial Institutions/ Banks	-	-	-	-	-		
(e)	Any Others(Specify)	-	-	-	-	-		
	Sub Total(A)(1)	8	36,657,842	36,657,842	66.32	66.32		
2	Foreign							
a	Individuals (Non-Residents Individuals/ Foreign Individuals)	-	-	-	-	-		
b	Bodies Corporate	-	-	-	-	-		
c	Institutions	-	-	-	-	-		
d	Any Others(Specify)	-	-	-	-	-		
	Sub Total(A)(2)	-	-	-	-	-		
	Total Shareholding of Promoter and Promoter Group (A)= (A)(1)+(A)(2)	8	36,657,842	36,657,842	66.32	66.32		
(B)	Public shareholding							
1	Institutions							
(a)	Mutual Funds/ UTI	-	-	-	-	-		
(b)	Financial Institutions/ Banks	1	9,620	9,620	0.02	0.02		
(c)	Central Government/ State Government(s)	-	-	-	-	-		
(d)	Venture Capital Funds	-	-	-	-	-		
(e)	Insurance Companies	-	-	-	-	-		
(f)	Foreign Institutional Investors	-	-	-	-	-		
(g)	Foreign Venture Capital Investors	-	-	-	-	-		
(h)	Any Other (specify)	-	-	-	-	-		
	Sub-Total (B)(1)	1	9,620	9,620	0.02	0.02		
B 2	Non-institutions							
(a)	Bodies Corporate	629	4,516,190	4,516,190	8.17	8.17		
(b)	Individuals							
I	Individuals -i. Individual shareholders holding nominal share capital up to Rs 1 lakh	18,657	8,860,316	8,845,615	16.03	16.03		
II	ii. Individual shareholders holding nominal share capital in excess of Rs. 1 lakh.	140	4,760,704	4,760,704	8.61	8.61		
(c)	Any Other (specify)							
(c-i)	Non Resident Individual	215	411,012	411,012	0.74	0.74		
(c-ii)	Trusts	2	600	600	0.00	0.00		
(c-iii)	Clearing Member	53	59,839	59,839	0.11	0.11		
	Sub-Total (B)(2)	19,696	18,608,661	18,593,960	33.66	33.66		
(B)	Total Public Shareholding (B)= (B)(1)+(B)(2)	19,697	18,618,281	18,603,580	33.68	33.68		
	TOTAL (A)+(B)	19,705	55,276,123	55,261,422	100.00	100.00		
(C)	Shares held by Custodians and against which Depository Receipts have been issued							
1	Promoter and Promoter Group	-	-	-	-	-		
2	Public	-	-	-	-	-		
	Sub-Total (C)	-	-	-	-	-		
	GRAND TOTAL (A)+(B)+(C)	19,705	55,276,123	55,261,422		100.00		



Sr.No	Notes
1	NIL
2	
3	
4	
5	
6	
7	
8	
9	



(I)(b) Statement showing Shareholding of persons belonging to the category
“Promoter and Promoter Group”

Sr. No.	Name of the shareholder	Total shares held		Shares pledged or otherwise encumbered		
		Number of shares	As a % of grand total (A)+(B)+(C)	Number	As a percentage	As a % of grand total (A)+(B)+(C) of sub-clause (I)(a)
(I)	(II)	(III)	(IV)	(V)	(VI)=(V)/(III)*100	(VII)
	<u>Directors & Their Relatives:</u>					
1	Suresh Kumar Patni	1,536,403	2.78	-	-	-
2	Sarita Patni	1,099,694	1.99	-	-	-
3	Rohit Patni	850,952	1.54	-	-	-
4	Ankit Patni	778,589	1.41	-	-	-
	<u>Bodies Corporate :</u>					
1	Suanvi Trading & Investment Co. Pvt. Ltd.	8,237,501	14.90	-	-	-
2	Invesco Finance Pvt.Ltd.	8,039,317	14.54	-	-	-
3	Poddar Mech Tech Services Pvt.Ltd.	8,017,448	14.50	-	-	-
4	Vasupujya Enterprises Pvt.Ltd.	8,097,938	14.65	-	-	-
TOTAL		36,657,842	66.32	-	-	-



(I)(c) Statement showing Shareholding of persons belonging to the category "Public" and holding more than 1% of the total number of shares

Sr. No.	Name of the shareholder	Number of shares	Shares as a percentage of total number of shares {i.e., Grand Total (A)+(B)+(C) indicated in Statement at para (I)(a) above}
1	Religare Finvest Ltd	562,822	1.02
2	Nidhi Harshvardhan Bhuwalka	899,528	1.63
TOTAL		1,462,350	2.65




(I)(d) Statement showing details of locked-in shares

Sr. No.	Name of the shareholder	Number of locked-in shares	Locked-in shares as a percentage of total number of shares {i.e., Grand Total (A)+(B)+(C) indicated in Statement at para (I)(a) above}
1			0.00
2	NIL		0.00
3			0.00
4			0.00
5			0.00
6			0.00
7			0.00
8			0.00
9			0.00
TOTAL		0	0.00



(II)(a) Statement showing details of Depository Receipts (DRs)

Sr. No.	Type of outstanding DR (ADRs, GDRs, SDRs, etc.)	Number of outstanding DRs	Number of shares underlying outstanding DRs	Shares underlying outstanding DRs as a percentage of total number of shares {i.e., Grand Total (A)+(B)+(C) indicated in Statement at para (I)(a) above}
1				0.00
2				0.00
3	NIL			0.00
4				0.00
5				0.00
6				0.00
7				0.00
8				0.00
9				0.00
TOTAL		0	0	0.00



(II)(b) Statement showing holding of Depository Receipts (DRs), where underlying shares held by "promoter/promoter group" are in excess of 1% of the total number of shares

Sr. No.	Name of the DR Holder	Type of outstanding DR (ADRs, GDRs, SDRs, etc.)	Number of shares underlying outstanding DRs	Shares underlying outstanding DRs as a percentage of total number of shares {i.e., Grand Total (A)+(B)+(C) indicated in Statement at para (I)(a) above}
1				0.00
2	NIL			0.00
3				0.00
4				0.00
5				0.00
6				0.00
7				0.00
8				0.00
9				0.00
TOTAL			0	0.00

